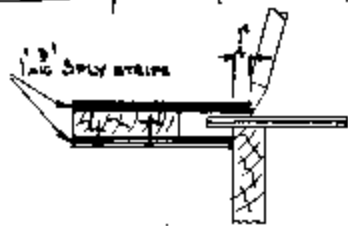


**DECK RAIL**  
scale - 1/4" = 1 ft.

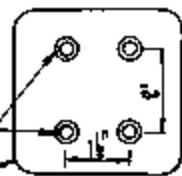
**SIDE PLANK SHAPE**  
scale 1/16" = 1"



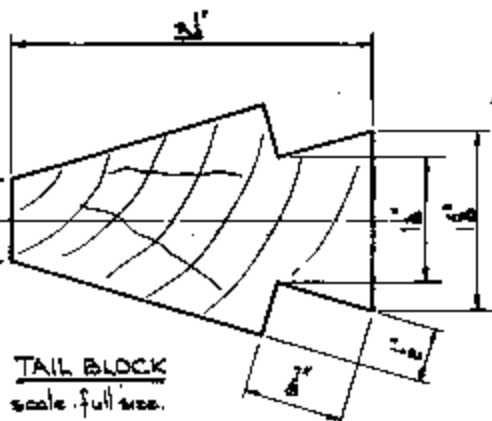
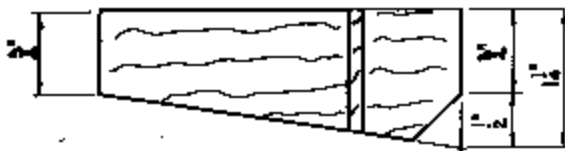
**GAUGE FOR MARKING NAIL LINE**

MAKE A SIMILAR GAUGE FOR MARKING EDGE OF DECKING BEFORE CUTTING OFF.

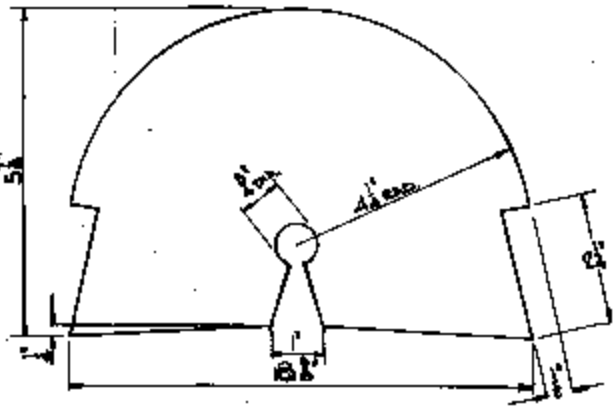
1" RAD. SEMI-CIRCLES CUT OUT AT 6" INTERVALS.  
DRILL DIA. 3/8" 4 HOLES FORM 1/2" RAD. AROUND TOP EDGES.



**4" x 8" FOOT BLOCK**



**TAIL BLOCK**  
scale - full size.



**NOSE BLOCK**  
scale - half full size.

